
Economic Survey

1989-90



GOVERNMENT OF INDIA

Government of India

ECONOMIC SURVEY

1989-90

MINISTRY OF FINANCE
(ECONOMIC DIVISION)

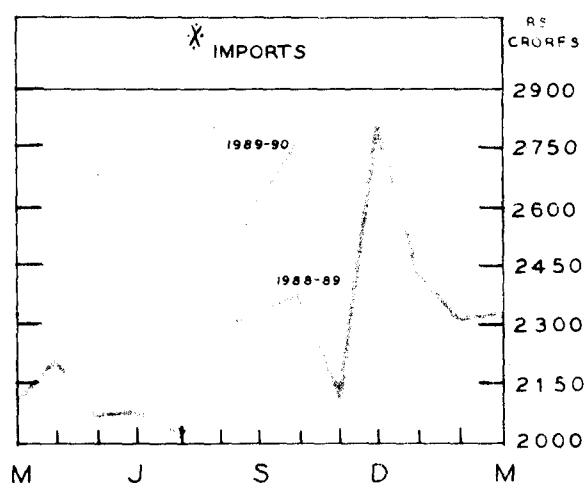
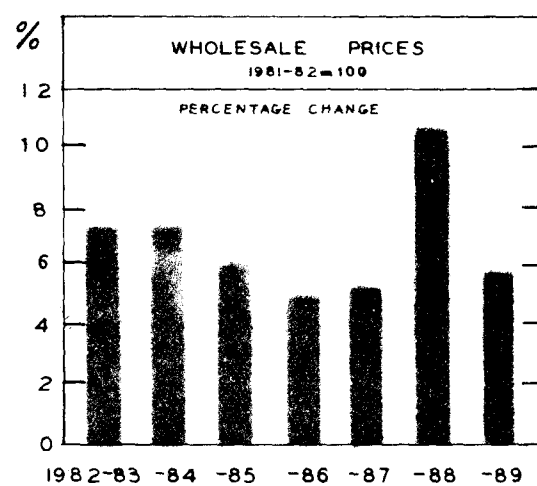
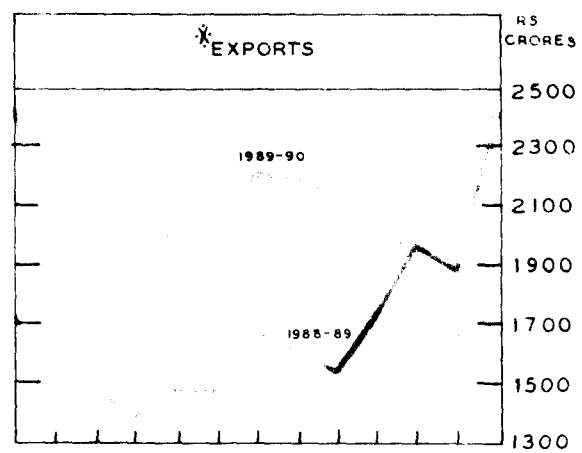
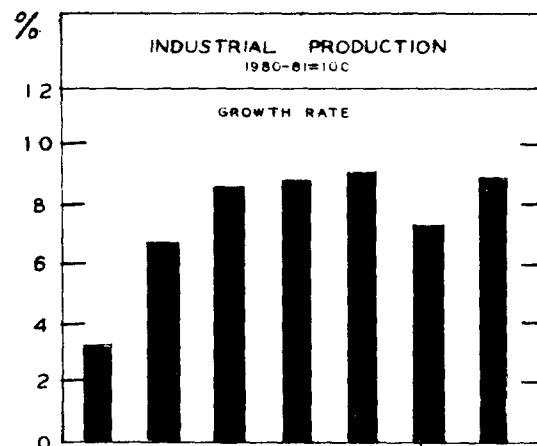
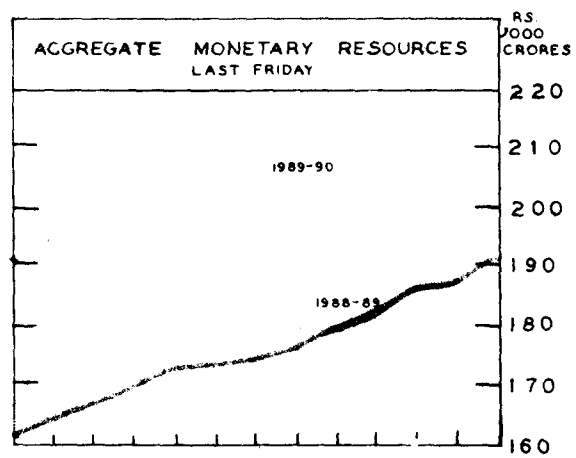
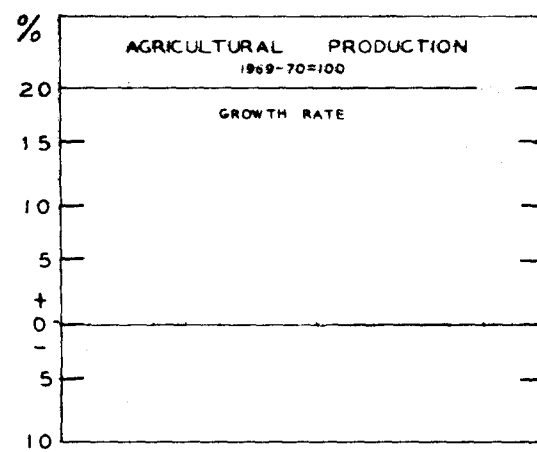
CONTENTS

	PAGE
CHAPTER 1 THE ECONOMIC SITUATION IN 1989-90	1
CHAPTER 2 AGRICULTURAL PRODUCTION	9
CHAPTER 3 INFRASTRUCTURE	34
CHAPTER 4 INDUSTRIAL PERFORMANCE	50
CHAPTER 5 PRICES, PRICE POLICY AND PUBLIC DISTRIBUTION SYSTEM .	64
CHAPTER 6 FISCAL POLICY AND GOVERNMENT BUDGET	75
CHAPTER 7 MONETARY AND CREDIT DEVELOPMENTS	93
CHAPTER 8 THE EXTERNAL SECTOR	110
CHAPTER 9 PROBLEMS AND PROSPECTS	136
APPENDIX—STATISTICAL TABLES	S1—S90

LIST OF TABLES IN THE TEXT

	PAGE		PAGE
1.1 Selected Economic Indicators	1	5.4 Weightage Diagram, Number of Items and Quotations of WPI 1970-71 and 1981-82 Series	68
2.1 Monsoon Rainfall	9	5.5 Minimum Support/Procurement Prices of Agricultural Commodities	70
2.2 Regional Rainfall Indices	9	5.6 Procurement, Public Distribution and Stocks of Foodgrains	71
2.3 Performance of Monsoon	10	5.7 Foodgrain Stocks	72
2.4 Agricultural Production	11	5.8 Monthly Pattern of Offtake of Major Items by the Public Distribution System	73
2.5 Targets and Achievements of Agricultural Production during Seventh Plan	12	6.1 Budgetary Transactions of the Central and State Governments and Union Territories	76
2.6 Production of Oilseeds	17	6.2 Centre's Revenue Receipts and Revenue Expenditure	77
2.7 Development of Irrigation Potential and its Utilisation	23	6.3 Additional Resource Mobilisation through Central Budget	81
2.8 Area under HYV	25	6.4 Important Fiscal Parameters and Assistance for State and U.T. Plans	82
2.9 Distribution of Certified/Quality Seeds	26	6.5 Economic Classification of Total Expenditure in Central Budget	83
2.10 Consumption of Chemical Fertilisers	27	6.6 Capital Formation by the Central Government and its Financing	84
2.11 Fertilisers : Production, Import and Subsidies	27	6.7 Outstanding Liabilities of the Central Government and Payments of Interest	85
2.12 Disbursement of Agricultural Credit	28	6.8 Annual Plan Outlay Centre, States and—Union Territories	87
2.13 Crop Insurance Scheme	29	6.9 Centre's Collections from Major Taxes	88
3.1 Trends in the Performance of the Infrastructure Sectors	35	6.10 Profile of Centre's Public Enterprises	91
3.2 Trends in Coal Sector	36	6.11 Financial Results of Departmental Commercial Undertakings of States and Union Territories	92
3.3 Estimated Demand/Supply of Coking Coal for the Steel Industry	37	7.1 Sources of Change in Money Stock	96
3.4 Trends in the Power Sector	38	7.2 Scheduled Commercial Banks—Variations in Selected Indicators	97
3.5 Organisation-wise details of PLF	39	7.3 Sources of Change in Reserve Money	98
3.6 Power Generation Capacity : Targets/Achievements	39	7.4 Sectoral Deployment of Gross Bank Credit	100
3.7 Trends in Petroleum Sector	40	7.5 Existing Interest Rates on Short-term Loans to Farmers	101
3.8 Consumption of Petroleum Products	41	7.6 Existing Structure of Interest Rates : Some Selected Categories	102
3.9 Performance of Railway Sector	44	7.7 Minimum Margins on Bank Advances against Stocks of Commodities covered under Selective Credit Control	106
3.10 Trends in Port Traffic (Major Ports)	45	8.1 Balance of Payments : Key Indicators	110
3.11 Performance of Telecommunications Sector	46	8.2 Movements in Foreign Exchange Reserves	112
3.12 Performance of Steel Sector	47	8.3 Rates of Interest on Term Deposits under Non-Resident External Rupee (NRER) and Foreign Currency Non-Resident (FCNR) Accounts	113
3.13 Performance of Cement Sector	48	8.4 Outstanding Amounts in Various Types of External Accounts	114
3.14 Performance of Fertiliser Sector	49	8.5 Imports by Major Commodity Groups	115
4.1 Annual Growth Rates in Major Sectors of Industry	50	8.6 Exports by Major Commodity Groups	119
4.2 Trends in the Performance of Manufacturing Sector	51	8.7 Inflow of External Assistance : Gross & Net	127
4.3 Use-based Group Indices of Industrial Production	52	8.8 Approvals of External Commercial Borrowings	128
4.4 Use-based Groupwise Growth Rates (Selected Industries)	53		
4.5 Selected Indicators on Industrial Approvals and Sanctions	54		
4.6 Industrial Sickness	60		
4.7 Viability Position of Sick/Weak Units—December, 87.	61		
4.8 Mandays Lost on Account of Strikes and Lockouts	62		
5.1 Movement in Price Indices	64		
5.2 Movement of WPI of Selected Items	66		
5.3 Movement of WPI of Seasonal Items	67		

SELECTED ECONOMIC INDICATORS



* PROVISIONAL